






# 1/2 Buick and Lees Year 2 Work from Home Quilt Week 1 2020



Maths	Writing	Reading	Exploring our World
<p><b>Draw a castle</b> using all of the following lines in your picture: vertical, horizontal, diagonal, parallel and intersecting.</p> <p><b>Use arrows to label</b> the lines in your picture.</p> 	<p><b>Write a recount of what you did yesterday.</b> Remember to include a title, orientation, sequence of events and personal comments.</p> <p><b>Find an add</b> for something you might like to buy. If you can, stick it in your book.</p> <ol style="list-style-type: none"> <li>What <b>words or pictures</b> have they used to persuade you to buy the product?</li> <li><b>Finish this sentence..</b> I would/would not like to buy _____ because _____</li> </ol>	<p><b>Choose a book</b> you have been reading. If you don't have a book, choose a show you have watched.</p> <ol style="list-style-type: none"> <li>What is the <b>title</b> of the book, and who is the <b>author</b>?</li> <li>Write 1 sentence each for what happened in the <b>beginning, middle and end</b> of the story.</li> </ol>	<p><b>Keep a weather diary</b> for three days. Each day <b>write and draw</b> what the weather is like in Katherine.</p>  
<p><b>Find objects in your house</b> that are the following shapes.</p> <p>cube    rectangular prism    cylinder    sphere</p> <p><b>Draw them in your book</b>, and label them with their name and shape.</p>	<p><b>Find a puzzle for kids-</b> it might be any type of puzzle eg crossword, find a word, or spot the difference.</p> <p>If you can, stick it in your book when you are finished.</p>	<p><b>Find a recipe and read it.</b></p> <p><b>Write a list of</b></p> <ol style="list-style-type: none"> <li>3 ingredients needed</li> <li>3 tools needed</li> <li>Do you think that this recipe would be healthy and delicious? Why or why not?</li> </ol>	<p><b>Write down three safety rules</b> it is <b>important to follow</b> when you are near water.</p>
<p>Write ten numbers in your homework book.</p> <p>Record the number that comes before them in red and the number that comes after them in blue.</p> <p>e.g. 53,54,55    109,110,111    31,32,33</p>	<p><b>Look at a weather report</b> for the Northern Territory or Katherine, either in a newspaper, on TV or on the internet. (<b>check with an adult first</b>)</p> <p><b>Write a sentence</b> describing the weather today. If you can, write a sentence describing what the weather is like somewhere else in Australia, or the world.</p>	<p><b>Find an information, or non fiction book.</b></p> <ol style="list-style-type: none"> <li><b>Write 2 interesting facts</b> you find in your book.</li> <li><b>Draw a picture</b> to illustrate your facts.</li> </ol>	<p><b>Draw a rainbow - red, orange, yellow, green, blue, indigo, violet.</b></p> <p>Fill it with words that match the colour e.g. red. strawberry</p>
<p>Look for 10 numbers around your home.</p> <p>Hint: Open your food cupboard and look at the boxes and tins!</p> <p>Record them in your homework book. Order them from smallest to biggest.</p>	<p><b>Interview an adult in your family.</b> Ask them about when they were little and write down:</p> <ol style="list-style-type: none"> <li>A toy they played with.</li> <li>A game they played.</li> <li>Their favourite TV show/movie back then</li> <li>A food they used to eat</li> </ol>	<p><b>Choose a character</b> from a book you have been reading.</p> <ol style="list-style-type: none"> <li><b>Write 3 words</b> that describe what they look like.</li> <li><b>Write two words</b> that describe their character e.g. kind, bad, helpful</li> <li><b>Draw a picture</b> of your character.</li> </ol>	<p>Draw the people who live in your house and then write how each person is related to you.</p>
<p><b>Patterns</b></p> <p><b>Find a tessellating pattern</b> (e.g. tiles, bricks) or <b>design your own</b>. Draw it in your book.</p> <p>Write which shapes make up the pattern.</p>	<p><b>Find at least 3 different types of text that people read-</b> not a book, e.g. magazine, brochure, newspaper article, letter, shopping list etc.</p> <p>Write a list of what you found, and who reads it.</p>	<p><b>Sit in your yard and use your 5 senses. Finish the sentences.</b></p> <p>I can see..</p> <p>I can hear..</p> <p>I can smell..</p> <p>I can touch..</p> <p>Can you taste anything?</p>	<p><b>Sit in your yard and use your 5 senses. Finish the sentences.</b></p> <p>I can see..</p> <p>I can hear..</p> <p>I can smell..</p> <p>I can touch..</p> <p>Can you taste anything?</p>

# 1/2 Buick and Lees Year 2 Work from Home Quilt Week 2 2020

Maths	Writing	Reading	Exploring our World
<p><b>Draw your house</b> using all of the following lines in your picture: vertical, horizontal, diagonal, parallel and intersecting.</p> <p><b>Use arrows to label</b> the lines in your picture.</p>	<p><b>Write a recount of what you did yesterday.</b> Remember to include a title, orientation, sequence of events and personal comments.</p>	<p><b>Choose a book</b> you have been reading. If you don't have a book, choose a show you have watched.</p> <ol style="list-style-type: none"> <li>1. What is the <b>problem</b> and <b>solution</b> in the story?</li> <li>2. Write 1 sentence each for what happened in the <b>beginning, middle and end</b> of the story.</li> </ol>	<p><b>Look outside and write down what animals you can see and what they are doing.</b> Write it down in your book.</p>
<p><b>Find objects in your house</b> that are the following shapes. cube rectangular prism cylinder sphere</p> <p><b>Draw them in your book,</b> label them and write if they can roll or can't roll.</p>	<p><b>Pretend you are an animal/pet and write a recount about what you did yesterday.</b></p> <p>Remember to include a title, orientation, sequence of events and personal comments.</p>	<p><b>Read with expression.</b></p> <p>Read two pages of a book to someone at home with great expression.</p>	<p><b>Design your own unique Australian animal and label the features.</b></p>
<p>Write ten numbers in your homework book. Record the number that comes before them in red and the number that comes after them in blue. e.g. 53,54,55    109,110,111    31,32,33</p>	<p><b>Journal Entry</b></p> <p>Write a journal entry in the dark with a flashlight.</p>	<p><b>Find an information, or non fiction book.</b></p> <ol style="list-style-type: none"> <li>1. <b>Write 2 interesting facts</b> you find in your book.</li> <li>2. <b>Draw a picture</b> to illustrate your facts.</li> </ol>	<p><b>Design a tree-house.</b> Label the tree house and explain why you included certain features.</p>
<p>Look for 10 numbers around your home. Hint: Open your food cupboard and look at the boxes and tins!</p> <p>Record them in your homework book. Order them from smallest to biggest.</p>	<p><b>Make a list</b> of all the things that are lying on your bedroom/living room floor.</p>	<p><b>Choose a villain or a superhero</b> from a book you have been reading.</p> <ol style="list-style-type: none"> <li>1. <b>Write 3 words</b> that describe what they look like.</li> <li>2. <b>Write two words</b> that describe their character e.g. kind, bad, helpful</li> <li>3. <b>Draw a picture</b> of your character.</li> </ol>	<p><b>Interview and write about someone in your house.</b> Include some of their favourite things, likes, dislikes.</p>
<p><b>Patterns</b></p> <p>Find a pattern using numbers or design your own. Write it in your book.</p>	<p><b>Write about what might be in your teacher's bag.</b> Use what you know about your teacher to guess what might be in their bag.</p> <p>I think my teacher will have ..... because...</p>	<p><b>Make up a recipe for unicorn pancakes.</b> Remember to include ingredients, tools and instructions.</p>	<p><b>Sit in a room in your house and use your 5 senses.</b></p> <p><b>Finish the sentences.</b></p> <p>I can see..</p> <p>I can hear..</p> <p>I can smell..</p> <p>I can touch..</p> <p>Can you taste anything?</p>

# Numbers Chart

101	102	103	104	105	106	107	108	109	110
111	112	113	114	115	116	117	118	119	120
121	122	123	124	125	126	127	128	129	130
131	132	133	134	135	136	137	138	139	140
141	142	143	144	145	146	147	148	149	150
151	152	153	154	155	156	157	158	159	160
161	162	163	164	165	166	167	168	169	170
171	172	173	174	175	176	177	178	179	180
181	182	183	184	185	186	187	188	189	190
191	192	193	194	195	196	197	198	199	200











### Activities for 100-200s chart:

- **Forwards counting** (try starting at a random number, not just 101)
- **Backwards counting** (from 187, random start)
- **Count by twos, fives and tens** (forwards from 101, random start, backwards)
- **Count by tens off the decade** eg 114, 124, 134 etc
- **Count by 2's-** odd numbers
- **Later in the year we will be learning to count in multiples of three and four.**
- **Finding odd and even numbers.**
- **Challenges:** If you can do all of this, try starting from numbers in the 200's e.g. count backwards by 2's from 144



# Week 1: 1/2 Lees and Buick Working from Home Bundle Year 1 Term 1 2020



Maths	Writing	Reading	Exploring our World
<p>Draw a picture using all of the following lines:</p>  <p>straight, wavy, zigzag</p> <p>Use arrows to label the lines in your picture.</p>	<p>Write a recount about what you did yesterday</p> <p>Remember to include a title, orientation, sequence of events and personal comment.</p> <p>Find an add for something you might like to buy. If you can, stick it in your book or write about an ad you saw on TV.</p>  <ol style="list-style-type: none"> <li>Finish this sentence.. I would like to buy _____ because _____</li> </ol>	<p>Choose a book you have been reading. If you can't find a book choose a TV show.</p> <ol style="list-style-type: none"> <li>What is the title or name of the book?</li> <li>Write a sentence to tell what happened in the story.</li> </ol> <p>2 Find a recipe and look at it.</p> <p>Write a list of</p> <ol style="list-style-type: none"> <li>2 ingredients needed</li> <li>2 tools needed</li> </ol> 	<p>Look outside at the sky. Draw and label the weather you can see.</p>  <p>Draw and label two places in Katherine where it is safe to swim. Write a recount about a time you went there.</p>
<p>Find objects in your house that are the following shapes.</p> <p>square circle rectangle</p> <p>Draw them in your book, and label them with their name and shape.</p>	<p>Draw a picture of yourself. Write:</p> <ol style="list-style-type: none"> <li>Your full name.</li> <li>Your age</li> <li>Your address.</li> </ol> 	<p>Find an information, or non fiction book.</p> <ol style="list-style-type: none"> <li>Write an interesting fact you find in your book.</li> <li>Draw a picture to illustrate your facts.</li> </ol>	<p>Draw a rainbow with at least 4 colours.</p> <p>Write the colour words in the rainbow.</p> <div style="display: flex; justify-content: space-around; align-items: center;"> <div style="border: 1px solid black; padding: 2px;">red</div> <div style="border: 1px solid black; padding: 2px;">yellow</div> <div style="border: 1px solid black; padding: 2px;">blue</div> <div style="border: 1px solid black; padding: 2px;">green</div> </div> <div style="display: flex; justify-content: space-around; align-items: center; margin-top: 10px;"> <div style="border: 1px solid black; padding: 2px;">purple</div> <div style="border: 1px solid black; padding: 2px;">brown</div> <div style="border: 1px solid black; padding: 2px;">orange</div> <div style="border: 1px solid black; padding: 2px;">pink</div> </div>
<p>Write ten numbers in your homework book. Record the number that comes before them in red and the number that comes after them in blue.</p> <p>e.g. 4,5,6      0,11,12      1,2,3</p>	<p>Look in your food cupboard or fridge.</p> <p>Write down 2 things that you like, and 2 things that you don't like.</p> 	<p>Choose a character from a book you have been reading.</p> <ol style="list-style-type: none"> <li>Write 2 words that describe what they look like.</li> <li>Write a word that describe their character e.g. kind, bad, helpful</li> <li>Draw a picture of your character.</li> </ol>	<p>Draw and label the people who live in your house.</p> 
<p>Look for 5 numbers around your home.</p> <p>Hint: Open your pantry and look at the boxes and tins!</p> <p>Record them in your homework book.</p>	<p>Interview an adult in your family.</p> <p>Ask them about when they were little and write down:</p> <ol style="list-style-type: none"> <li>A toy they played with.</li> <li>A game they played.</li> <li>Their favourite TV show/movie.</li> </ol> 	<p>Find 2 different types of text that people read- not a book, e.g. magazine, brochure, newspaper, letter, shopping list etc.</p> <p>Write a list of what you found, and who reads it.</p> 	<p>Sit in your yard and use your 5 senses. Finish the sentences.</p> <p>I can see..</p> <p>I can hear..</p> <p>I can smell..</p> 
<p>Patterns</p> <ol style="list-style-type: none"> <li>Find a pattern or design your own. Draw it in your book. Write which shapes make up the pattern.</li> </ol>			

# Week 2: 1/2 Lees and Buick Working from Home Bundle Year 1 Term 1 2020

Maths	Writing	Reading	Exploring our World
<p>Walk around the block and make a tally of all the living things you can see.</p> <p>Ensure you include: cats, birds, lizards, dogs.</p> <p><b>Then answer: how many did you see altogether? What did you see the most/least of?</b></p> <p>Make the following additions sums using something in your house, then write them in your book.</p> <p>A) <math>5 + 3 =</math>            B) <math>7 + 4 =</math>            C) <math>5 + 3 =</math>            D) <math>8 = 2 =</math></p> <p>Write ten numbers in your homework book. Record the number that comes before them in red and the number that comes after them in blue.</p> <p>e.g. 4,5,6      0,11,12      1,2,3</p>	<p>Write a recount about what you did yesterday.</p> <p>Remember to include a title, orientation, sequence of events and personal comment.</p> <p>Create a WANTED poster:</p> <p>1. Make sure you include: why someone is WANTED, the reward, their name and age.</p>	<p>Choose a book you have been reading. If you can't find a book choose a TV show.</p> <p>1. What was the problem and solution in the book            2. Write a sentence to tell what happened in the story.</p> <p>Make up a recipe for unicorn pancakes include:</p> <p>1. 2 ingredients needed            2. 2 tools needed</p>	<p>Look outside and write down what animals you can see and what they're doing.</p> <p>Design your own unique Australian animal. Label the features and think about why it has certain features. E.g. why does it have a tail?</p>
<p>Count the number of body parts that are in your house. How many are there in total? Write down addition sums to show how many there are? E.g. 2 arms + 2 arms = 4 arms</p>	<p>Pretend you are an animal/pet and write a recount about your day yesterday.</p> <p>Remember to include a title, orientation, sequence of events and personal comment.</p>	<p>Find an information, or non fiction book.</p> <p>1. Write an interesting fact you find in your book.            2. Draw a picture to illustrate your facts.</p> <p>Choose a villain or a hero from a book you have been reading.</p> <p>1. Write 2 words that describe what they look like.            2. Write a word that describe their character e.g. bad, evil, angry            3. Draw a picture of your character.</p>	<p>Interview and write about someone in your house. Include:</p> <p>1. Their favourite colour            2. Their favourite food            3. What animal they would choose to be            4. Their favourite place to go</p> <p>Design a tree-house and label it.</p> <p>Use your imagination to make your tree-house fun and interesting. Could you include a pool, bubble room or ice-cream parlour?</p>
<p>1. Find a pattern using numbers or design your own. Draw it in your book.</p>	<p>Interview an adult in your family.</p> <p>Ask them about when they were little and write down:</p> <p>1. Their family            2. Their favourite place to go            3. A happy memory</p>	<p>Read 2 pages from a book and read with expression. Make sure you pause at full stops.</p>	<p>Sit in your favourite place and use your 5 senses.</p> <p>Finish the sentences.</p> <p>I can see..            I can hear..            I can smell..</p>

1	2	3	4	5	6	7	8	9	10
11	12	13	14	15	16	17	18	19	20
21	22	23	24	25	26	27	28	29	30
31	32	33	34	35	36	37	38	39	40
41	42	43	44	45	46	47	48	49	50
51	52	53	54	55	56	57	58	59	60
61	62	63	64	65	66	67	68	69	70
71	72	73	74	75	76	77	78	79	80
81	82	83	84	85	86	87	88	89	90
91	92	93	94	95	96	97	98	99	100

### Activities for 100 chart:

- **Forwards counting** (try starting at a random number, not just 1)
- **Backwards counting** ( from 10, 20, 50, 100, random start)
- **Count by twos, fives and tens** (forwards from zero, random start, backwards)
- **Count by tens off the decade** eg 4, 24, 34 etc
- **Count by 2's- odd numbers**
- Later in the year we will be learning to count in multiples of **three and four**.
- **Finding odd and even numbers.**
- **Challenges:** If you can do all of this, try starting from numbers in the 100's eg count backwards by 2's from 144